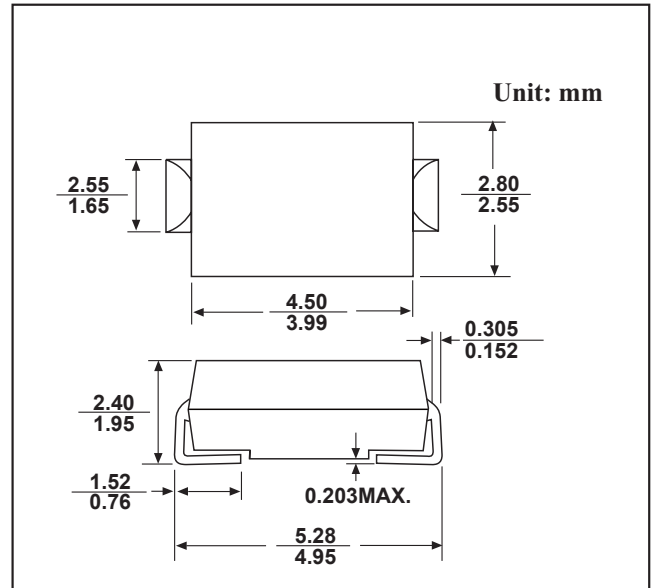


SMA PLASTIC SILICON RECTIFIERS
FEATURES

- Glass passivated junction
- For Surface Mount Applications, Easy to pick and place
- Plastic package has Underwriters Laboratory
- Flammability Classification 94V-0
- High temperature soldering guaranteed:260°C/10 seconds at terminals
- Component in accordance to RoHS 2015/863 and WEEE 2012/19/EU

MECHANICAL DATA

- Case: JEDEC DO-214AC molded plastic over glass passivated chip
- Terminals: Solder plated
- Polarity: Color band denotes cathode end


MAXIMUM RATINGS AND CHARACTERISTICS

@ 25°C Ambient Temperature (unless otherwise noted)

	Symbols	RS2A	RS2B	RS2D	RS2G	RS2J	RS2K	RS2M	Units
Maximum Recurrent Peak Reverse Voltage	VRRM	50	100	200	400	600	800	1000	Volts
Maximum RMS Voltage	VRMS	35	70	140	280	420	560	700	Volts
Maximum DC Blocking Voltage	VDC	50	100	200	400	600	800	1000	Volts
Maximum Average Forward Rectified Current at TL=100°C	I(AV)	2							Amps
Peak Forward Surge Current 8.3ms single half sine-wave superimposed on rated load (JEDEC method)	IFSM	50.0							Amps
Maximum Instantaneous Forward Voltage at 1.5 A	VF	1.3							Volts
Maximum DC Reverse Current at rated DC blocking voltage	Ta =25°C	5.0							UA
	Ta =100°C	50							
Maximum reverse recovery time(Note1)	trr	150				250	500		ns
Typical junction capacitance(Note2)	CJ	30.0							pF
Operating junction and storage temperature range	TJ TSTG	-55 to +150							°C

RATINGS AND CHARACTERISTIC CURVES

FIG.1: FORWARD CURRENT DERATING CURVE

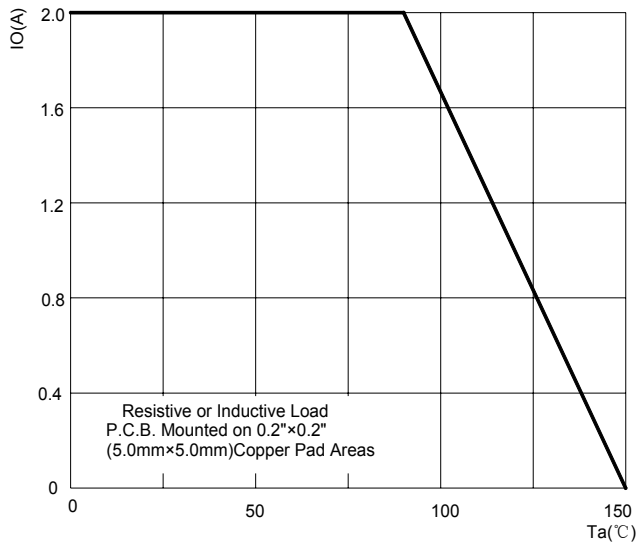


FIG.2: MAXIMUM NON-REPETITIVE FORWARD URGE CURRENT

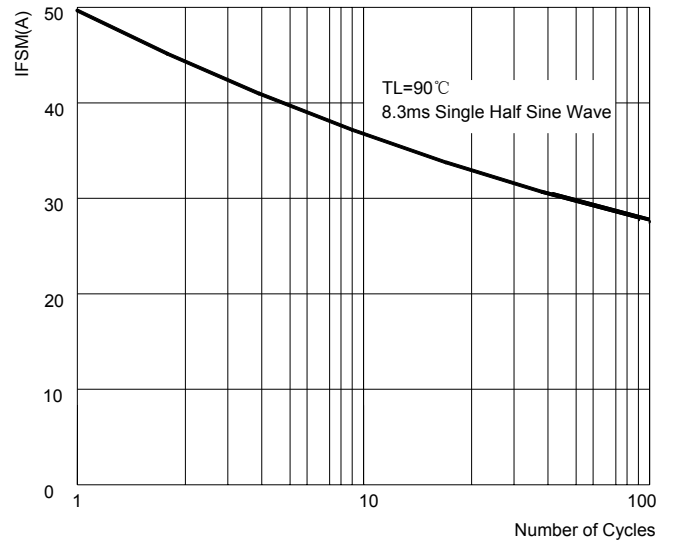


FIG.3: TYPICAL FORWARD CHARACTERISTICS

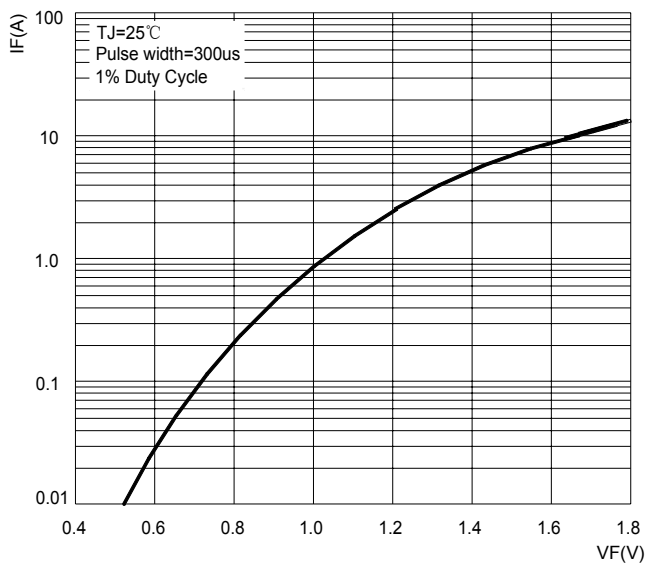


FIG.4: TYPICAL REVERSE CHARACTERISTICS

